

# SouthWest IDEAS Conference

*Dallas*  
*November 2025*



PROVIDING  
PEACE OF MIND  
IN TIMES OF  
UNCERTAINTY

---



# Forward Looking Statements

This presentation contains “forward-looking statements” within the meaning of the “safe harbour” provisions of the Private Securities Litigation Reform Act of 1995. The expectations, estimates, and projections of the business of IGI may differ from its actual results and, consequently, you should not rely on forward-looking statements as predictions of future events. Words such as “ability,” “aim,” “impact,” “seek,” “strategy,” “expect,” “estimate,” “project,” “budget,” “forecast,” “anticipate,” “intend,” “plan,” “may,” “will,” “could,” “should,” “believe,” “predict,” “potential,” “continue,” “commitment,” “able,” “success” and similar expressions are intended to identify such forward-looking statements. Forward-looking statements contained in this presentation may include, but are not limited to, our expectations regarding the performance of our business, our financial results, our liquidity and capital resources, the outcome of our strategic initiatives, our expectations regarding other market conditions, and our growth prospects. These forward-looking statements involve significant risks and uncertainties that could cause the actual results to differ materially from the expected results. Most of these factors are outside of the control of IGI and are difficult to predict. Factors that may cause such differences include, but are not limited to: (1) changes in demand for IGI’s services together with the possibility that IGI may be adversely affected by other economic, business, and/or competitive factors globally and in the regions in which it operates; (2) competition, the ability of IGI to grow and manage growth profitably, and IGI’s ability to retain its key employees; (3) changes in applicable laws or regulations; (4) risks related to fluctuations in global currencies including the UK Pound Sterling, the Euro, and the U.S. Dollar; (5) the outcome of any legal proceedings that may be instituted against the Company; (6) the effects of the hostilities between Russia and Ukraine, and the sanctions imposed on Russia by the United States, European Union, United Kingdom and others; (7) the effects of military conflicts in the Middle East, including the potential disruption of Red Sea international shipping routes; (8) the impact of the tariffs that have been imposed or may be imposed by the U.S. administration; (9) the inability to maintain the listing of the Company’s common shares on Nasdaq; and (10) other risks and uncertainties indicated in IGI’s filings with the SEC. The foregoing list of factors is not exclusive. In addition, forward-looking statements are inherently based on various estimates and assumptions that are subject to the judgment of those preparing them and are also subject to significant economic, competitive, industry and other uncertainties and contingencies, all of which are difficult or impossible to predict and many of which are beyond the control of IGI. There can be no assurance that IGI’s financial condition or results of operations will be consistent with those set forth in such forward-looking statements. You should not place undue reliance upon any forward-looking statements, which speak only as of the date made. IGI does not undertake or accept any obligation or undertaking to release publicly any updates or revisions to any forward-looking statements to reflect any change in its expectations or any change in events, conditions, or circumstances on which any such statement is based except to the extent that it is required by law.

# IGI At A Glance

IGI is a Bermuda-domiciled **international specialist** insurance and reinsurance group with a **demonstrated track record** of **maximizing shareholder value**

**\$700** million  
gross written premium<sup>(1)</sup>

Diversified Portfolio

**~25**  
lines of business

**8**  
offices worldwide

**481**  
employees<sup>(2)</sup>

## Global Presence, Local Knowledge



10-Year Average  
**Combined Ratio**<sup>(3)</sup>

**87.0%**

10-Year Average  
**Core ROE**<sup>(3)</sup>

**14.0%**

Total Assets

**\$2.1** billion<sup>(2)</sup>

Financial Strength Ratings



**A**

Stable Outlook

**A**

**S&P Global**  
Ratings

Stable Outlook

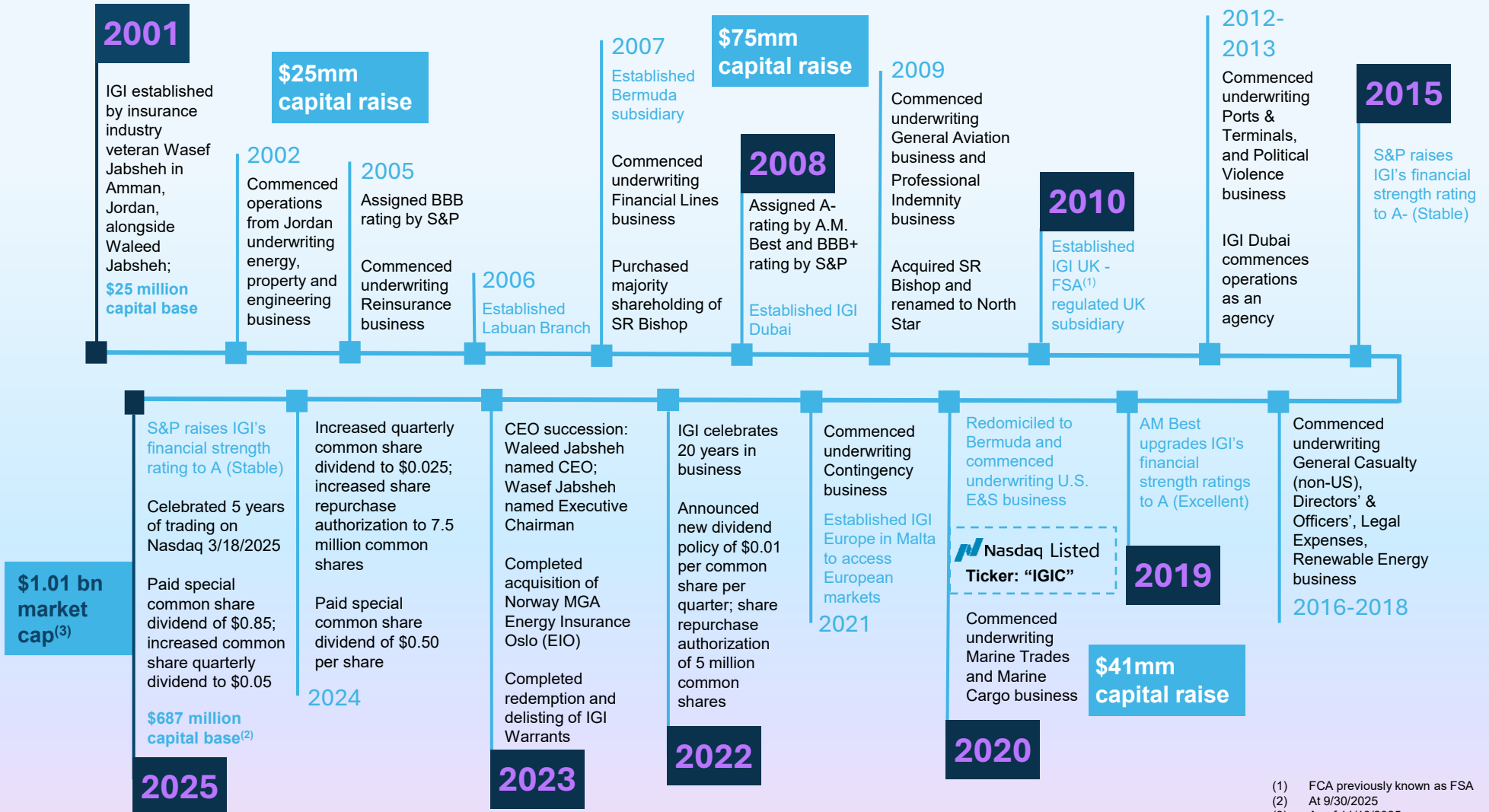
NASDAQ:

**IGIC**

20+ years of success

(1) Full year 2024  
(2) At September 30, 2025  
(3) 2015-2024

# 20+ Years of Steady Growth and Success



(1) FCA previously known as FSA  
(2) At 9/30/2025  
(3) As of 11/13/2025

# Culture of Strong Governance and Social Responsibility

Our purpose: ***“To provide peace of mind in times of uncertainty.”***

This is **core to our values**, our business, and our corporate **character**. We have a long track record of supporting **our people** and **our communities**.

## Mature governance structure:

- ❖ Majority independent Board, well-defined committees and charters
- ❖ Robust corporate policies – subject to regular review
- ❖ ESG Committee meets quarterly, reports to Executive Committee and Board

## History of community and social support:

- ❖ Significant investment in support of arts, education, and health initiatives
- ❖ Culture of participation and giving back to the communities where our people live and work

## Long standing commitment to Diversity & Inclusion:

- ❖ Diversified workforce: culture, gender, religion, race, age, etc.
- ❖ Annual support of Lloyd’s of London ‘Dive In Festival’ supporting D&I in insurance; designated country lead for future ‘Dive In’ events in Jordan

## Sustainability:

- ❖ ESG Committee progressing sustainability and climate risk initiatives

## IGI Values are Embedded Throughout the Company



# Strategy to Generate Shareholder Value Across Market Cycles

Commitment to long-term **total value creation** through growth in tangible **book value per share plus dividends**

## Consistent Execution of Underwriting Strategy

- ❖ Individual risk underwriting strategy facilitates tighter risk control
- ❖ Deep technical capabilities, specialized experience with local expertise in regional markets
- ❖ Dynamic cycle and portfolio management focused on strongest margins and rate momentum
- ❖ Prudent use of reinsurance to mitigate volatility and manage catastrophe exposure

## Balance Sheet Strength & Stability

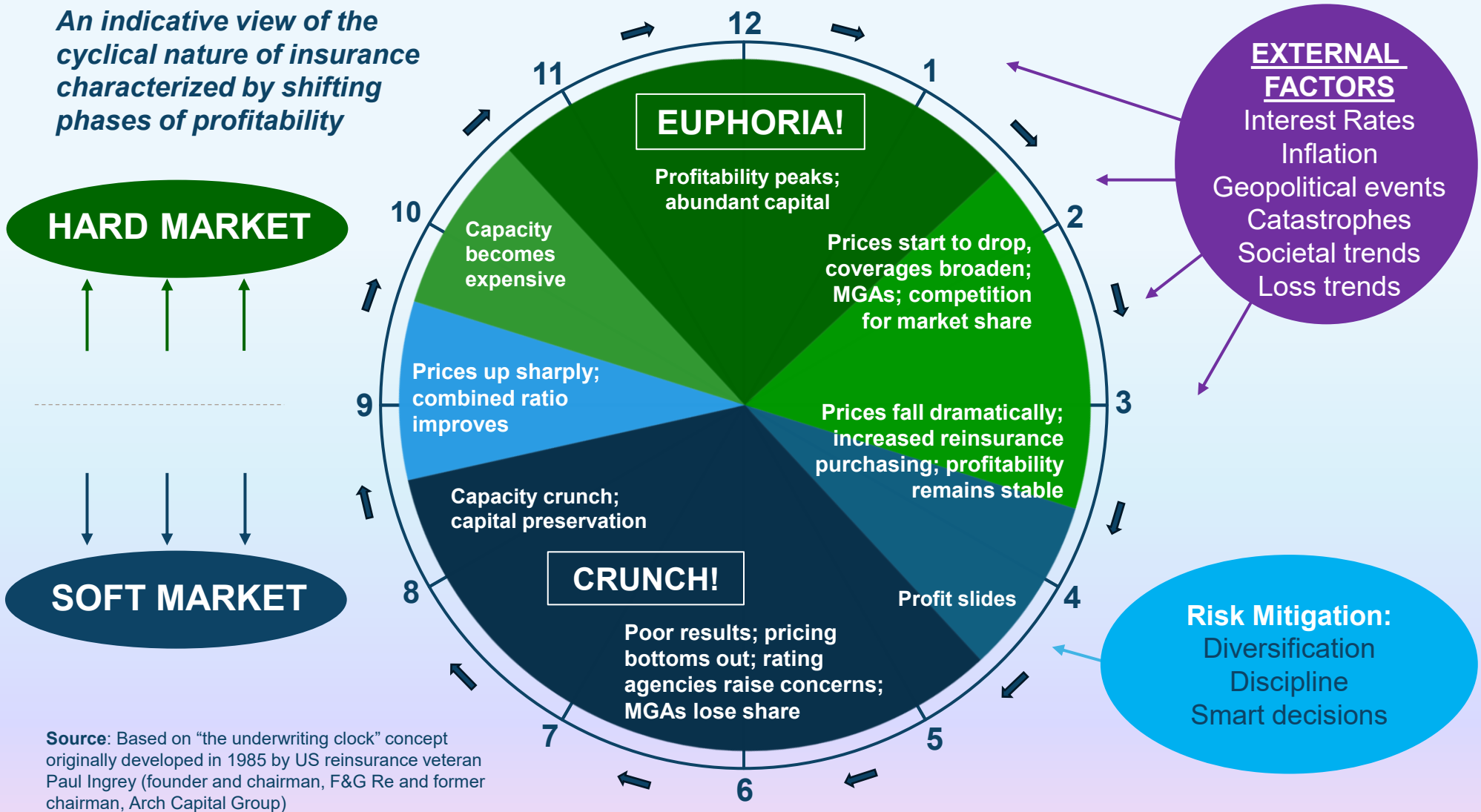
- ❖ Zero financial leverage
- ❖ Prudent reserving philosophy
- ❖ Conservative investment strategy – high quality, diversified fixed income portfolio; duration and currency management

## Dynamic Capital Management

- ❖ Capital held to meet most stringent regulatory / rating agency requirements
- ❖ Robust and continual assessment of capital position
- ❖ Maintain optimal level of capital for “underwriting first” strategy
- ❖ Return excess capital to shareholders in share repurchases and dividends

# The Insurance Underwriting Cycle

An indicative view of the cyclical nature of insurance characterized by shifting phases of profitability



Source: Based on "the underwriting clock" concept originally developed in 1985 by US reinsurance veteran Paul Ingrey (founder and chairman, F&G Re and former chairman, Arch Capital Group)

# Strategic Advantages, Attributes that Generate Sustainable Value

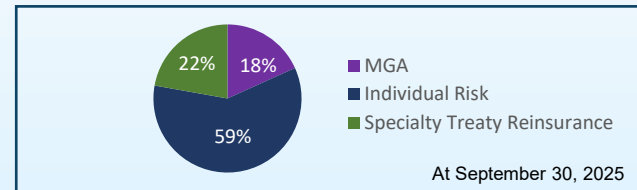
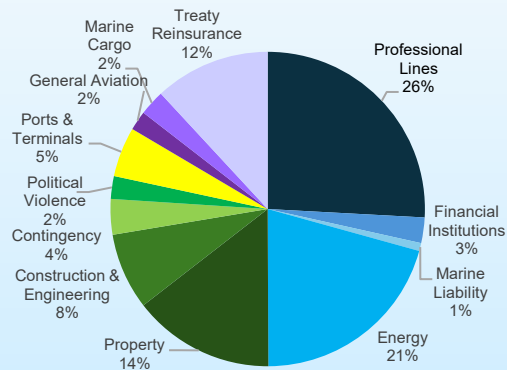


\* Jabsheh family ownership: 35.8% at September 30, 2025

# Diversification Reduces Volatility in Earnings

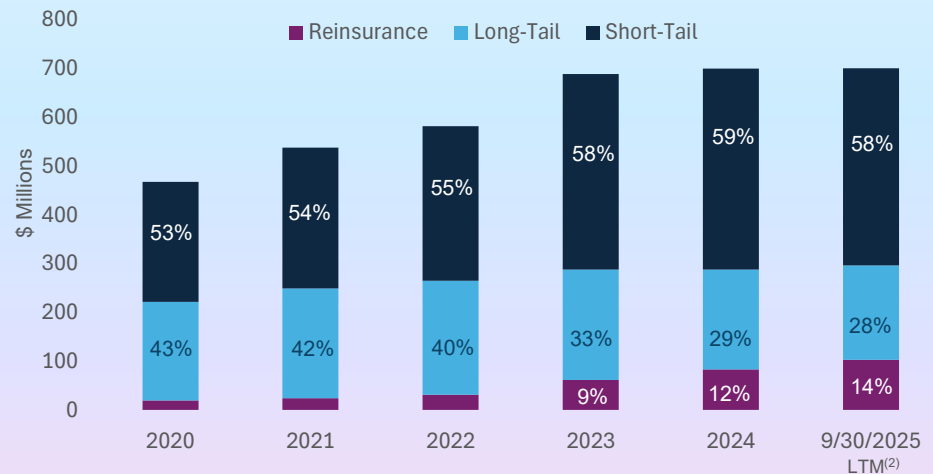
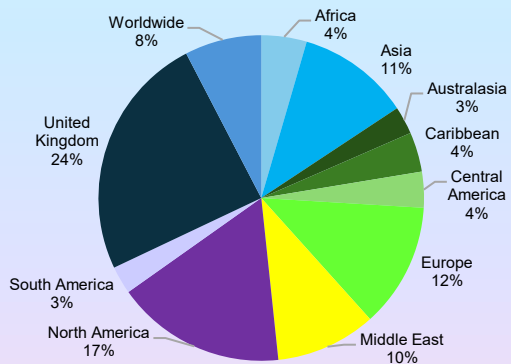
IGI writes a **diversified portfolio** of global specialty risks across a wide range of products and geographies producing a **consistent and stable source of earnings** across market cycles

Gross Premiums Written by Line of Business <sup>(1)</sup>



Gross Premiums Written by Financial Reporting Segment

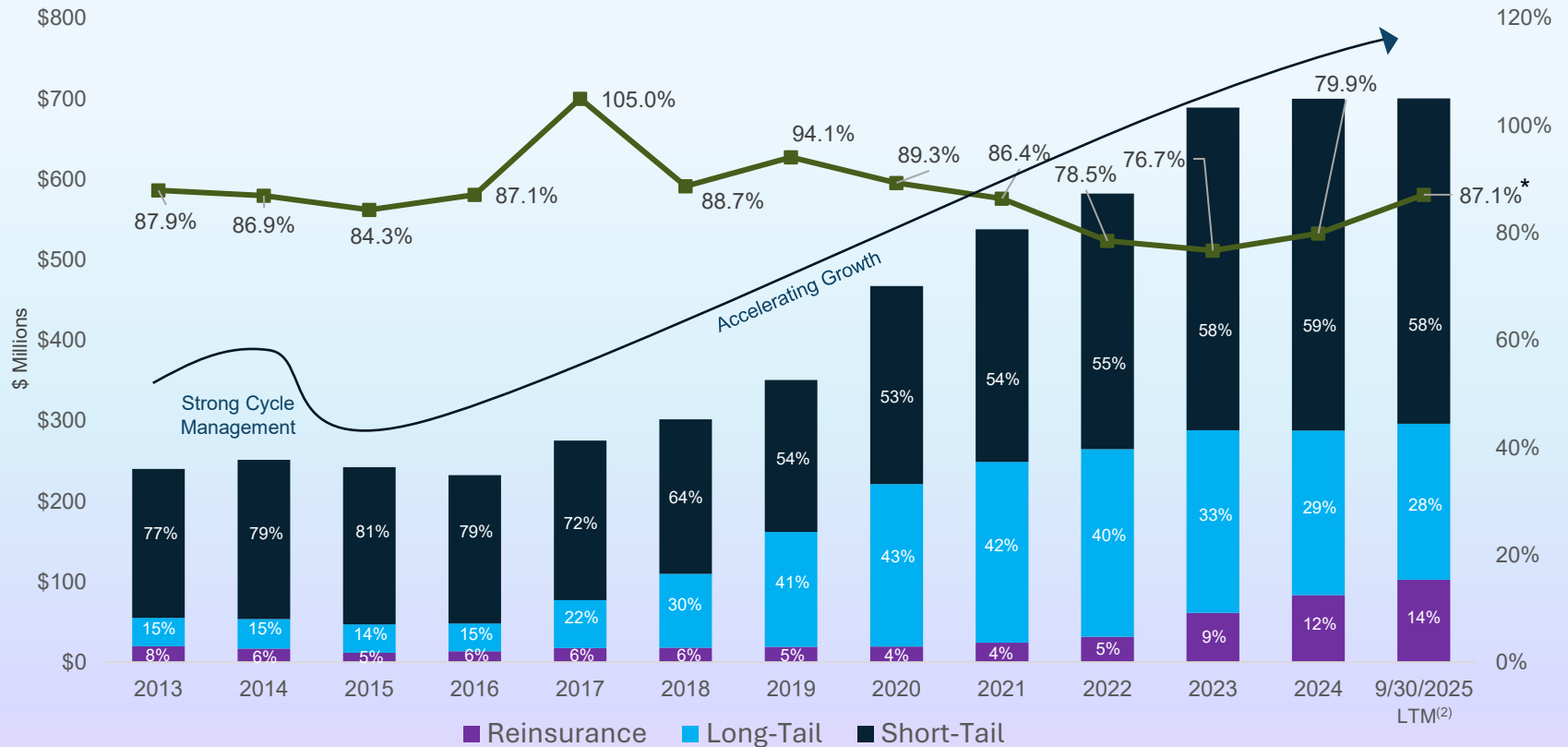
Gross Premiums Written by Geography <sup>(1)</sup>



(1) Full year 2024  
(2) LTM: Last 12 months

# Consistent Execution of Underwriting Strategy and Cycle Management

Demonstrated track record of **profitable growth** and **diversification** supported by **underwriting discipline** and **strong cycle management**. Specialist underwriting strategy results in a **~4 pt combined ratio advantage<sup>(1)</sup>** relative to industry



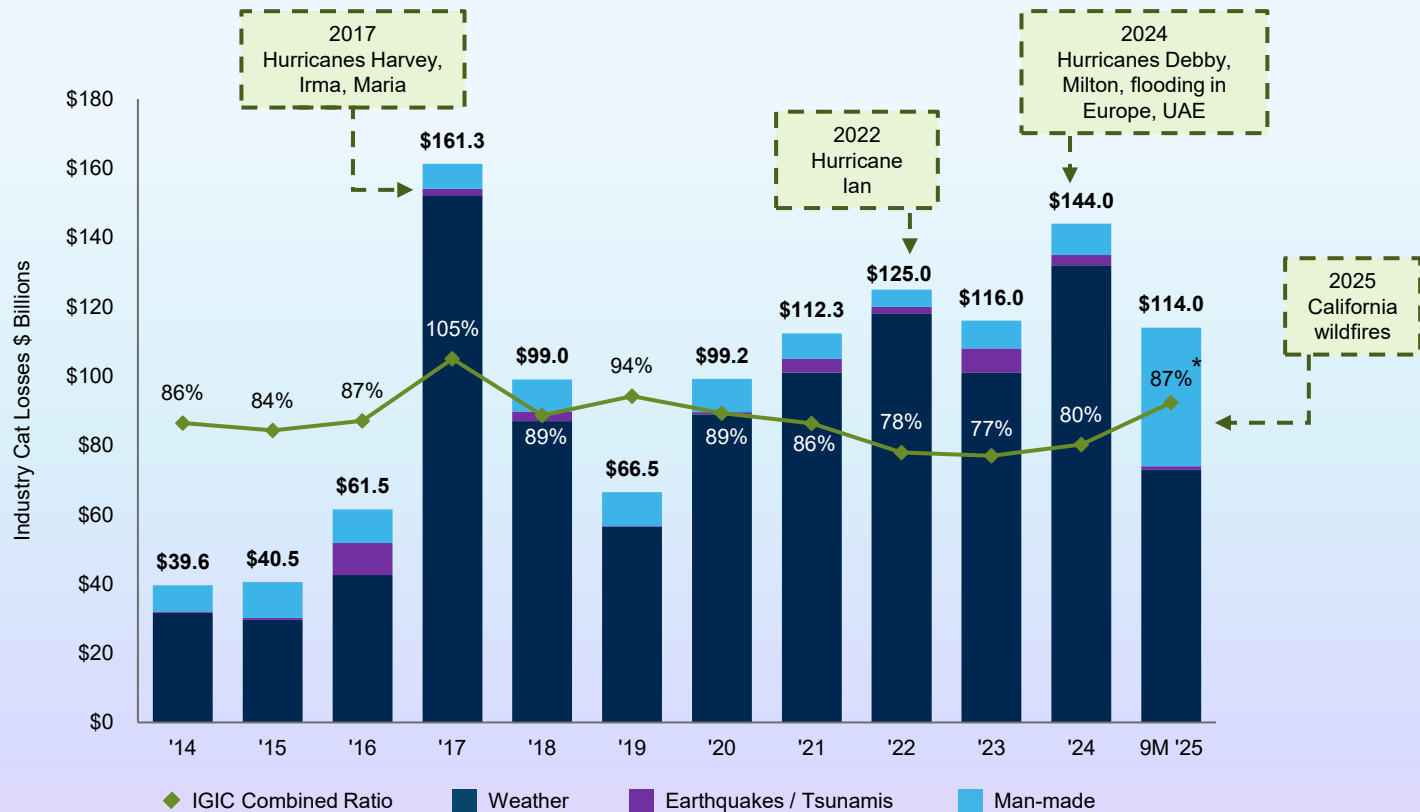
\* Combined ratio at 9/30/2025

(1) Represents difference in average combined ratios for the period 2015–Q2 2025 between IGIC and peers. Peers include: MKL, ACGL, WRB, EG, RNR, HSX, AXS, RLI, BEZ, KNLS, LRE, HG, Lloyd's of London.

(2) LTM = Last 12 Months

# Specialist Individual Risk Strategy Protects Capital and Optimizes Profitability

Underwriting **discipline** backed by in-depth **risk assessment**, prudent use of **reinsurance** has resulted in a demonstrated track record of **profitable growth** and consistently **superior returns** in heavy catastrophe loss years



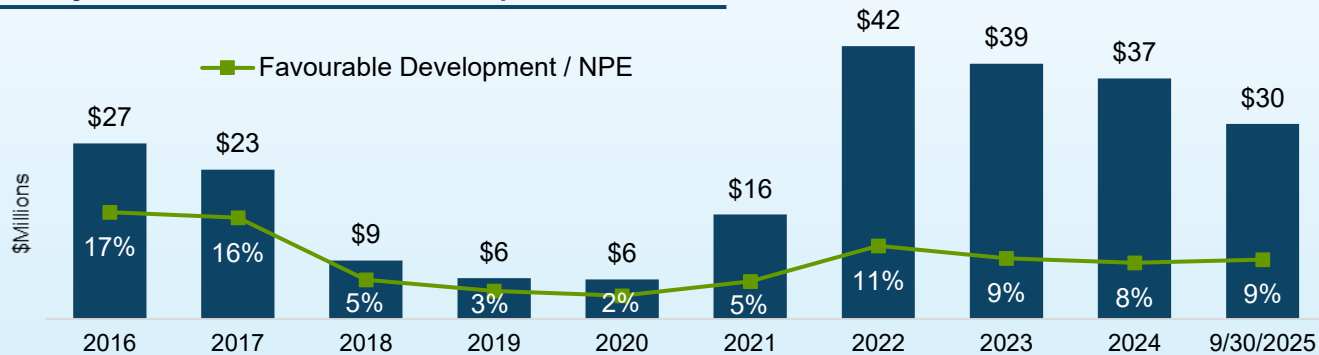
\* Combined ratio at 9/30/2025

Data source: Swiss Re Institute, PCS, Insurance Information Institute, A.M. Best, AON Global Cat Recap, IGI.

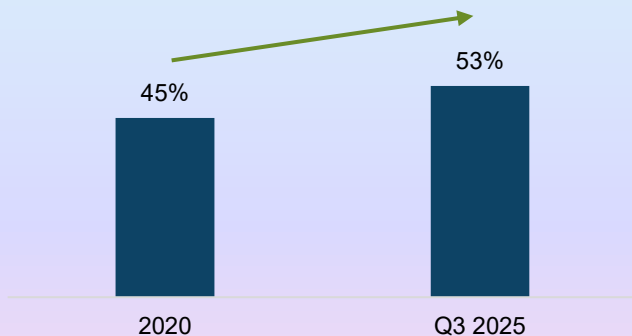
# Balance Sheet Management: Prudent Reserving Philosophy

**Conservative approach** to reserving and releasing reserves; reserves released gradually over time, only fully released once losses are fully developed. Specialty long-tail portfolio provides **diversification** to short-tail exposures. **Cautious view** of long-tail exposures; **avoid US liability business** altogether; average tail of long-tail portfolio is ~6-8 years

History of Favourable Reserve Development



Net IBNR as % of Total Net Reserves



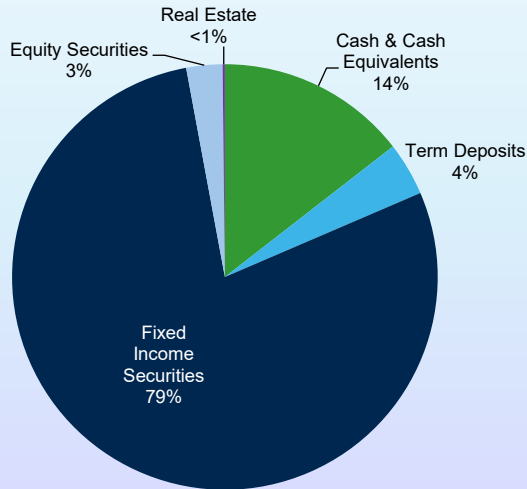
Decrease in level of favourable development 2018-2021 reflects the build up of reserves in long-tail lines following significant growth of long-tail portfolio starting in 2017

# Balance Sheet Management: Conservative Investment Strategy

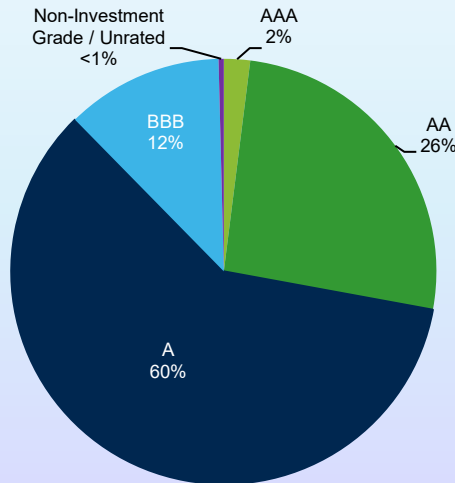
Investment portfolio managed **conservatively** to ensure on-going ability to **pay claims** and **improve returns** while **avoiding undue risk**

Total Investment Portfolio of \$1.316 Billion  
9/30/2025

**Asset Allocation**  
Total Investment Portfolio

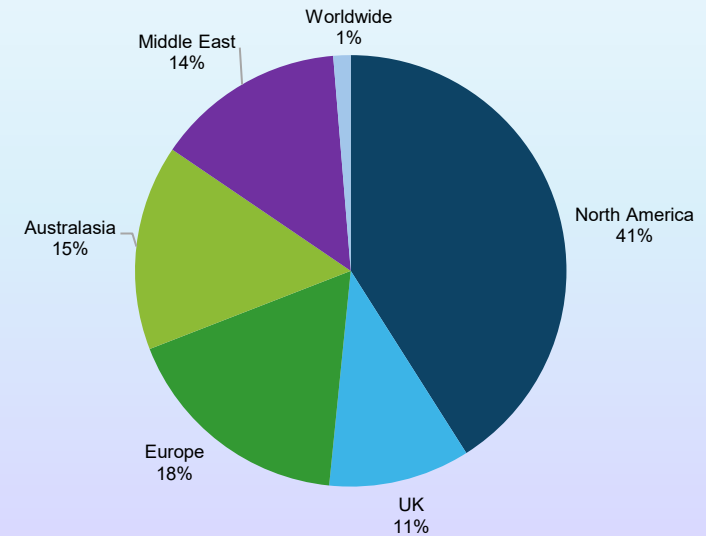


**Credit Quality**  
Bond Portfolio



**Average Credit Quality: A**  
**Duration: 3.7 Years**

**Geographic Diversification**  
Bond Portfolio



# Well-Positioned for Future Total Value Creation Opportunities

## Global Presence

- ❖ Growth in U.S. business written from London/Bermuda - specialty treaty reinsurance and short-tail lines; no U.S. liability business
- ❖ Continued penetration in regional markets across Asia Pacific and MENA - enhanced by additional resources on the ground providing cultural compatibility

## Capitalize on Market Opportunities

- ❖ Steady growth in reinsurance where conditions remain strong, some growth in certain short-tail and long-tail lines where conditions are more competitive
- ❖ Continued focus on expanding product lines, particularly in regional markets
- ❖ Demonstrated ability to shift underwriting focus with market opportunities

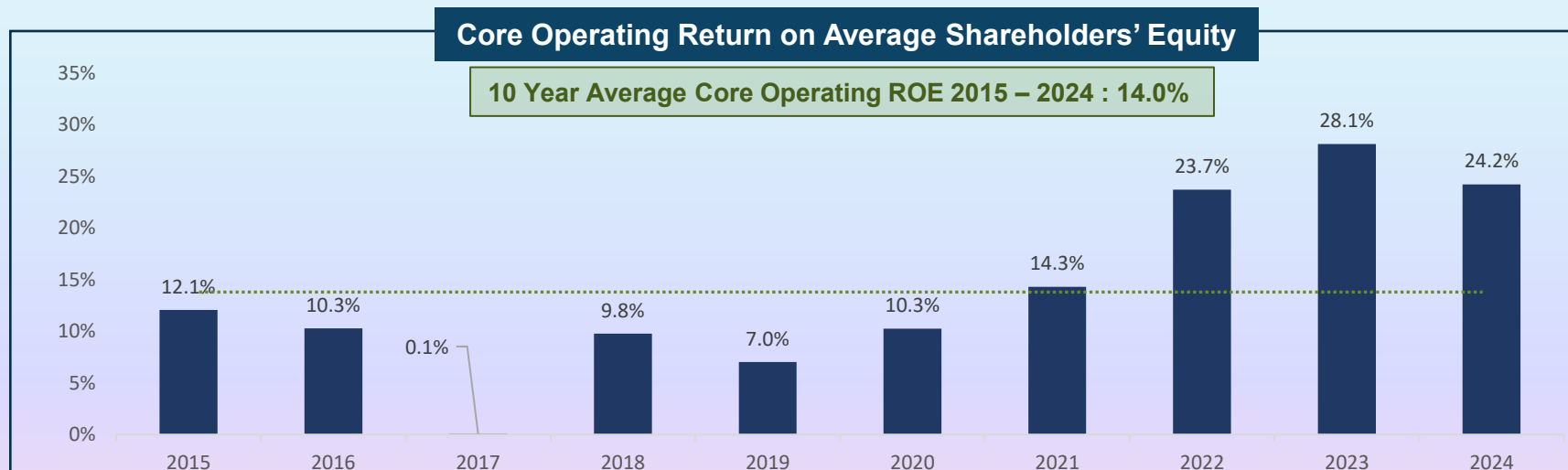
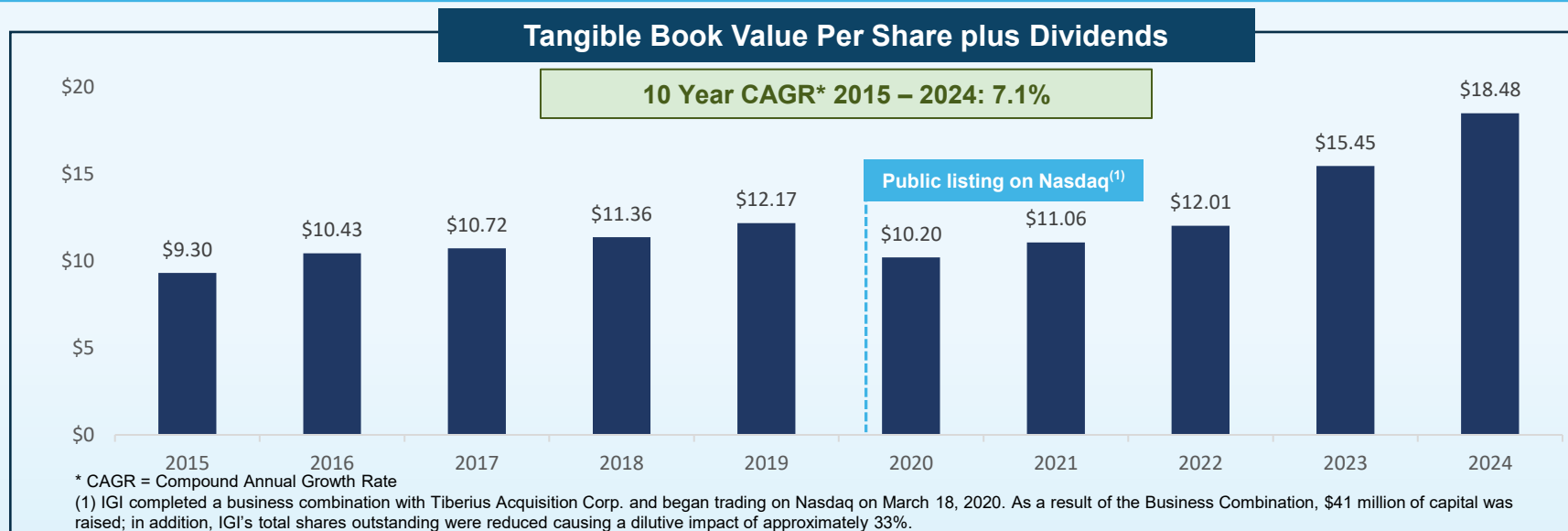
## Continued Focus on Diversification and Growth

- ❖ Continued growth in regional markets, build out of teams/diversified expertise
- ❖ Buildout of treaty reinsurance business from London and Bermuda platforms
- ❖ Presence at Lloyd's facilitates access to new opportunities, market intel
- ❖ Single "hub" approach promotes efficiency in decision-making across markets
- ❖ Continuous evaluation of opportunities to grow/diversify within risk appetite

## Prudent Capital Management

- ❖ Efficient use of capital, prioritizing profitable growth in underwriting first, then returning capital to shareholders through dividends and share repurchases
- ❖ Repurchases 2022–9/30/2025 = 7.5m common shares (repurchased 789,575 in Q3 2025); new 5m repurchase authorization announced Oct 2025
- ❖ Consistent growth in quarterly common share dividends; ad hoc consideration of extraordinary dividends

# Track Record of Maximizing Total Value Creation

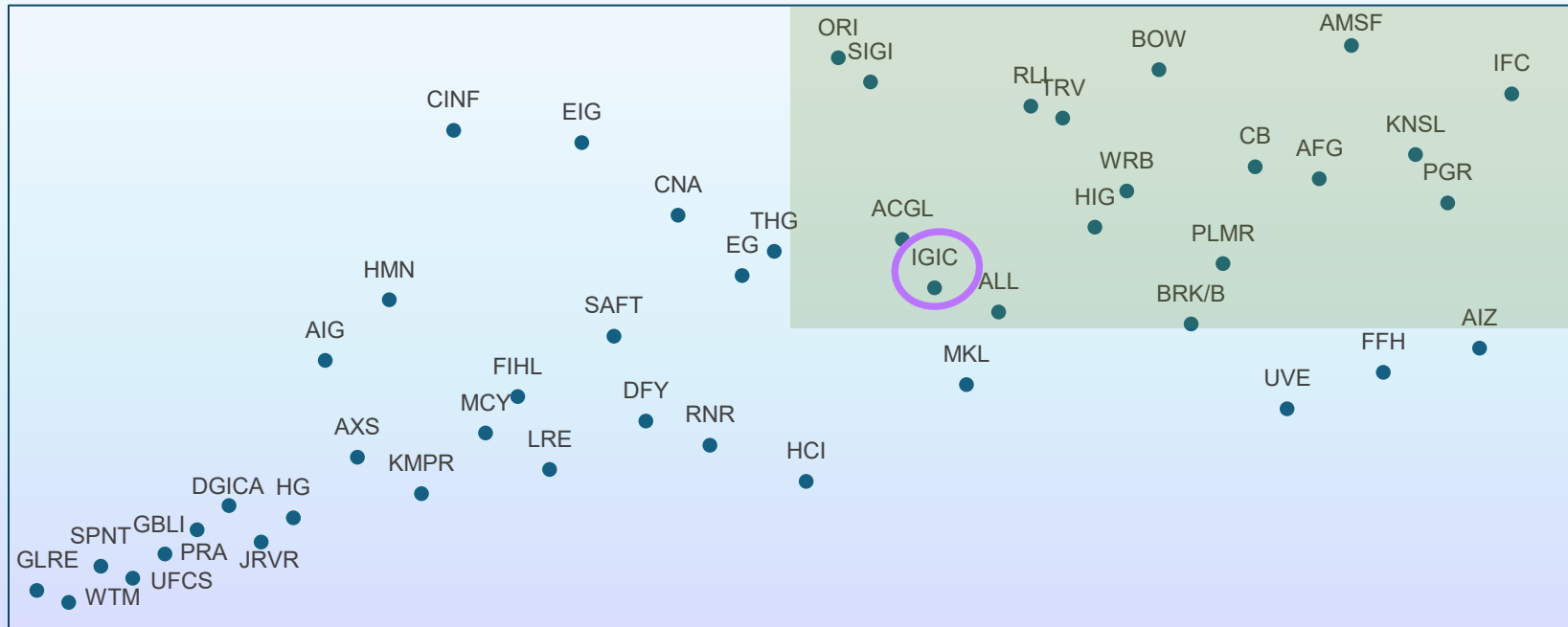


# Consistent High-Quality Returns with Lower Volatility

## 10-Year Total Value Creation Return on Tangible Equity and Sharpe Ratio 2015-2024

Higher Volatility, Higher Returns

Lower Volatility, Higher Returns



Higher Volatility, Lower Returns

Lower Volatility, Lower Returns

Source: Dowling Research.

Note: The chart represents 10-year average ROTE and Sharpe ratio. Sharpe ratio is estimated as the difference between 10 Year avg ROTE and 10 Year Mean U.S. Treasury, divided by the Company's ROTE Standard Deviation.

# Contact Us

---

## Investor Inquiries:

### **Robin Sidders**

Head of Corporate Relations

[robin.sidders@iginsure.com](mailto:robin.sidders@iginsure.com)

### **Ahmad Jabsheh**

AVP, Corporate Relations

[ahmad.jabsheh@iginsure.com](mailto:ahmad.jabsheh@iginsure.com)

[iginsure.com](http://iginsure.com)